







SiteGround Account Verification and Setup: Guiding New Users Through the Account Creation and Verification Process



Understanding SiteGround Hosting and Its Importance

SiteGround is widely recognized as one of the premier web hosting providers globally, esteemed for its exceptional performance, reliability, and unparalleled customer service. Established in 2004, SiteGround has since provided quality hosting solutions tailored to meet the diverse needs of individuals and organizations from bloggers to large enterprises. By opening an account with SiteGround, users are not only acquiring server space; they're entering a dynamic ecosystem rich with features such as Managed WordPress Hosting, Cloud Hosting, and Shared Hosting.

This ecosystem is characterized by its utilization of cutting-edge technology, robust security protocols, and a dedicated support team ready to assist clients around the clock. Furthermore, the intuitive user interface equips users with effortless navigation and management of their websites. Understanding the comprehensive account verification and setup process is vital for users to leverage their investment in hosting services effectively. A seamless setup not only enhances user experience but significantly contributes to the operational success of their online ventures.




Significance of the Account Creation and Verification Process

The account creation and verification process at SiteGround encompasses a systematic series of steps aimed at maintaining security and validating user identity. This process is not merely a formality; it plays a pivotal role for various reasons:

- **Enhanced Security:** Account verification significantly reduces the risk of unauthorized access, safeguarding users' personal, financial, and site information. By ensuring only legitimate users can access accounts, SiteGround fortifies its security architecture.
- **Improved User Experience:** A streamlined setup process results in higher customer satisfaction. Optimally designed workflows enhance ease of use, allowing new users to focus on what truly matters—building and managing their websites.
- **Regulatory Compliance:** Compliance with local and international data protection regulations, such as the General Data Protection Regulation (GDPR), is critical. The verification process ensures that users are rightly informed about their rights and how their data is utilized.
- **Access to Support Resources:** Once verification is complete, users unlock access to a wealth of support resources, including 24/7 customer support and an extensive knowledge base filled with tutorials, FAQs, and troubleshooting guides.
- **Building Trust and Confidence:** Establishing a secure and verified account fosters trust between users and the hosting provider. When users feel secure, they are more likely to engage actively and invest time and resources into their online presence.

All these factors contribute to an enhanced user experience, laying a sturdy foundation for a successful online venture.



Analyzing the Verification Process from Multiple Perspectives

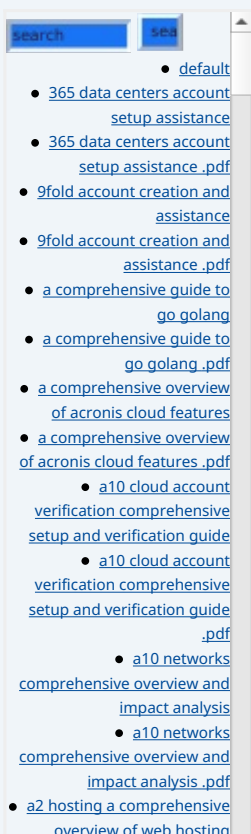
Economic Perspective

From an economic standpoint, the establishment of an account with SiteGround holds substantial potential for driving operational efficiencies, which in turn directly impacts overall profitability. The economic landscape of digital business demands that organizations operate at optimal capacities; hence, swift onboarding is imperative. The verification process facilitates this rapid setup by reducing the number of operational hiccups, thus allowing users to swiftly build and maintain their online presence. Moreover, SiteGround offers various pricing tiers to cater to startups, small businesses, and larger enterprises, making high-quality hosting solutions accessible to a diverse clientele.

Furthermore, the ultimate goal of any business is to generate revenue; hence, the time saved throughout the setup process can lead to quicker go-live times, enabling businesses to engage customers sooner than competitors who may face setup delays.

Legal Perspective

From a legal perspective, the framework surrounding account verification is paramount for creating a trustworthy environment between SiteGround and its clients. Various regulations, including GDPR and CCPA (California Consumer Privacy Act), govern the handling of user data, necessitating explicit consent during the verification process. This step ensures users are informed about how their information will be processed, stored, and utilized, which is essential for



compliance with legal standards.

The legal aspect extends to accountability; through rigorous verification, SiteGround can demonstrate to regulatory bodies that they are committed to protecting user information, thus mitigating legal risks associated with data breaches and misuse.

Technological Perspective

Technologically, SiteGround employs advanced automated systems to streamline various tasks within the account verification process. From the moment users initiate registration, a robust system is at work to validate email addresses, confirm user identities, and enforce strong password policies. As users navigate the interface, they benefit from features like one-click installations and a powerful Site Tools dashboard that provides seamless interaction with their hosted services.

Ongoing innovations in technology, such as AI-driven support initiatives and performance monitoring tools, further enhance the user experience. Automated alerts can notify users about important account activities, thus ensuring they remain informed and secure throughout their engagement with the platform.

Psychological Perspective


From a psychological angle, a well-executed verification process establishes a foundation of trust and security. When users know their sensitive data is secure, it fosters a sense of comfort and encourages them to explore the multitude of features that SiteGround offers. This psychological comfort is a significant factor in customer loyalty and retention rates; a secure feeling about handling their online business enables users to engage with the hosting environment more confidently and effectively.

Additionally, enhanced security measures proactively alleviate apprehensions that customers may have about cyber threats, reinforcing the perception of SiteGround as a reliable partner in their online journey.

Business Perspective

Examining the business perspective, SiteGrounds focus on a transparent and efficient verification process solidifies its position as a reputable web hosting provider. By providing a positive user experience from the outset, the company nurtures long-term customer relationships and cultivates brand loyalty. Customers who are pleased with their initial interactions are more inclined to explore additional services such as domain registrations, cloud hosting, and managed WordPress hosting, thus contributing to the companys growth.

Moreover, positive word-of-mouth referrals resulting from satisfied customers can lead to increased lead generation, thereby perpetuating the cycle of business growth.



Step-by-Step Guide for Account Creation and Verification

Step 1: Registering for an Account

The first important step in establishing your hosting account with SiteGround begins with navigating to their official website. Here, prospective users will see a prominently displayed 'Get Started' button, directing them to the selection of a hosting plan suitable for their specified needs. SiteGround's offerings generally include Shared Hosting, Cloud Hosting, and Managed WordPress Hosting. Each plan comes with detailed descriptions, helping users make informed decisions based on their current and anticipated requirements.

Once the plan is chosen, users are prompted to fill out a registration form that collects essential personal information, including full name, active email address, and a strong, secure password. Creating a complex password is crucial for account protection, helping to thwart unauthorized access attempts from malicious actors. Users should follow best practices, such as including a mix of upper and lower case letters, numbers, and symbols.

Step 2: Payment Information

Once the account registration form is completed, users will be directed to a secure payment form. Here, they can choose from various payment options, including credit cards, debit cards, and PayPal, which provides flexibility and convenience. Users must ensure accurate entry of their payment details to facilitate successful billing and avoid possible delays in service activation. Transparency regarding pricing is a hallmark of SiteGround; all costs are clearly displayed, allowing users to understand what they're paying for without hidden fees.

Step 3: Email Verification

Upon successful payment, users receive an email containing a verification link that must be clicked to confirm their account. This crucial email verification ensures that the provided email address is valid and belongs to the user, helping prevent identity fraud and ensuring proper communication channels. Should users not see the email in their inbox, checking the spam or junk folder is advised, as verification emails are sometimes mistakenly filtered. Confirmation of this step is vital for advancing through the setup process.

Step 4: Setting Up Your Hosting Environment

With the email verification complete, users can now log into their new SiteGround account. The SiteGround user dashboard presents an organized interface through which they can initiate the setup of their hosting environment. This includes selecting or registering a domain name, which is the address where visitors will find their website.

SiteGround provides options for both new domain registration and domain transfer for users who already possess a domain. Additionally, users will need to configure essential features tailored to their needs, like choosing an SSL certificate for enhanced security and setting up site backups to prevent data loss. Throughout this step, SiteGround offers robust support resources, ensuring that users are assisted with clear instructions and guidance as they configure their accounts.

Step 5: Accessing Customer Support

After successfully configuring their hosting environment, users are encouraged to familiarize themselves with the extensive customer support options available through SiteGround. With round-the-clock support, users can utilize live chat, phone support, or the ticketing system to address any questions or concerns during the setup process or as they begin managing their sites. Access to these

- [Legal Terms](#)

- [Main Site](#)

- Why buying here:

1. Outstanding Pros ready to help.
2. Pay Crypto for Fiat-only Brands.
3. Access Top Tools avoiding Sanctions.
4. You can buy in total privacy
5. We manage all legalities for you.

resources is critical for maintaining website performance and addressing issues that may arise promptly. The proactive nature of SiteGround's support system reflects their commitment to user success, further enhancing the overall experience.



Conclusion: Navigating the Setup Process for Optimal Use

In conclusion, understanding the account creation and verification process with SiteGround is imperative for maximizing user experience and optimizing hosting capabilities. The thoroughness of this process empowers users to swiftly and securely launch their websites, establishing a solid framework for their online presence. Moreover, by navigating the setup process carefully, users can engage deeply with the features and tools provided, leading to enhanced customer engagement, overall performance improvements, and ultimately greater business success.

Taking the time to familiarize oneself with SiteGrounds hosting options, support resources, and technical capabilities lays a strong foundation for achieving online success. As businesses continue to thrive in digital spaces, leveraging the right hosting platform becomes crucial for growth and sustainability.

Unlock Your Hosting Potential with Our Services!

Are you ready to embark on your online journey? Our specialized SiteGround Account Setup Service is competitively priced at just **\$750**. For more information about our services, please don't hesitate to contact us at www.telco.ws. If you're ready to proceed with setup, we invite you to access our [Checkout Gateway](#). Your investment of **\$750** will initiate the process of establishing your new hosting account. Once your payment is confirmed, feel free to reach out via email or phone with your receipt and details to arrange your SiteGround Account Setup Service. Thank you for choosing our services!

© 2025+ telco.ws. All rights reserved.

