





## Understanding Patch Management: A Comprehensive Guide





### Introduction to Patch Management

Patch management is a crucial process in cybersecurity and IT administration that involves the identification, acquisition, installation, and verification of software updates—commonly known as "patches." These patches are vital for addressing vulnerabilities in software, improving functionality, and ensuring the smooth operation of systems. As cyber threats evolve rapidly, maintaining an effective patch management strategy is vital for organizations of all sizes.



### The Importance of Patch Management

1. **Vulnerability Mitigation:** Software vulnerabilities can be exploited by cybercriminals, leading to data breaches, system compromises, and financial loss. Regular patching minimizes these risks by closing security gaps.
2. **Compliance Requirements:** Many industries are subject to regulatory requirements mandating continuous software updates to protect sensitive data. Noncompliance can result in fines and reputational damage.
3. **System Stability:** Patches often come with performance improvements and bug fixes that enhance system stability and prevent crashes and downtime.
4. **Operational Continuity:** Keeping software up to date ensures systems run smoothly and can interact effectively with other applications, providing uninterrupted service.
5. **Long-term Savings:** By preventing security incidents through patch management, organizations can save millions in recovery costs, fines, and lost business opportunities over time.



# Types of Patches

Patches can be categorized based on their purpose and functionality:

- **Security Patches:** Address known security vulnerabilities and are the most crucial type. Released by vendors during serious threats, they are imperative to apply promptly.
- **Bug Fixes:** Resolve issues or bugs affecting software functionality without security implications.
- **Feature Updates:** Introduce new features or enhancements, often included in major software releases.
- **Service Packs:** Bundles of patches released periodically that address a variety of issues, including security vulnerabilities and bugs.
- **Hotfixes:** Specifically released to address particular issues affecting specific users or systems, often outside regular update cycles.



## The Patch Management Process

An effective patch management process typically includes the following stages:

1. **Inventory:** Catalog all software and hardware assets to understand what needs patching.
2. **Assessment:** Evaluate the severity of vulnerabilities and determine patching necessity based on the organization's risk profile and compliance needs.
3. **Deployment:** Install patches, done manually or through automated tools.
4. **Verification:** Conduct tests to ensure proper application of patches and expected system performance.
5. **Documentation:** Maintain accurate records of applied patches for compliance checks and monitoring effectiveness over time.
6. **Monitoring and Review:** Continuously analyze patch management practices for efficiency and make adjustments as needed.





## Challenges in Patch Management

While critical, patch management presents several challenges:

- **Resource Allocation:** It can be time-consuming and require dedicated personnel, which may be scarce in smaller organizations.
- **Compatibility Issues:** New patches may conflict with existing software/hardware configurations, disrupting operations.
- **User Resistance:** Employees may resist updates for fear of workflow disruptions, and complacency can lead to delayed updates.
- **Change Management:** Integrating patches into existing change management practices requires careful planning to avoid service interruptions.
- **Timeliness:** Rapidly released patches can create a challenge in promptly



applying updates, especially in larger IT environments.



## Best Practices for Effective Patch Management



To implement an effective patch management strategy, organizations should consider the following best practices:

- [Legal Terms](#)
- [Main Site](#)

- Why buying here:

1. Outstanding Pros ready to help.
2. Pay Crypto for Fiat-only Brands.
3. Access Top Tools avoiding Sanctions.
4. You can buy in total privacy
5. We manage all legalities for you.

1. **Automate the Process:** Use patch management software to automate detection, deployment, and verification stages.
2. **Regular Patch Audits:** Conduct frequent audits to ensure all systems are updated and identify any overlooked vulnerabilities.
3. **Risk-Based Prioritization:** Focus on patching assets that handle sensitive data or are crucial to operations based on criticality and known vulnerabilities.
4. **Test Before Deployment:** Create a staging environment to test patches prior to production deployment to prevent conflicts.
5. **User Training and Communication:** Educate employees on the importance of patch management and communicate update schedules clearly.
6. **Maintain Documentation:** Keep detailed records of all patches applied, vulnerabilities addressed, and systems affected for compliance and audits.



## Conclusion: Get Expert Help with Patch Management

The landscape of cybersecurity is continually evolving, making effective patch management more crucial than ever. By adopting rigorous patch management practices, organizations can significantly reduce their attack surface and enhance their overall security posture.

**Interested in ensuring that your organization's patch management process is top-notch?** Partner with our team of industry experts who can provide comprehensive patch management solutions tailored to your needs.

**Limited Time Offer: Only \$499 per month for our end-to-end patch management service!**

This service will relieve the burden of system management while ensuring your software remains safe and compliant. Our cybersecurity professionals are here to support you every step of the way.

**Don't leave your organization vulnerable!** As stated, the price for our comprehensive patch management service is **\$499**. Please proceed to our [Checkout Gateway](#) and use our Payment Processor to pay the indicated amount of **\$499** in favor of our Company, following the instructions. Once you have paid, please contact us via email, phone, or our site with the payment

receipt and your details to arrange the **Patch Management Service**. Thank you for your interest and support!

© 2024+ [Telco.Ws.](#). All rights reserved.

