








## Netlify Account Setup Assistance



### Understanding Netlify and Why It Matters

Netlify has emerged as a leading platform in the realm of web development, offering an integrated suite of tools designed to streamline the web hosting and continuous deployment process. As web applications become increasingly integral to business operations, knowing how to utilize platforms like Netlify effectively is paramount. This service not only simplifies the complexity associated with deploying web applications but also significantly optimizes performance, reliability, and user experience across different devices and environments.

At its core, Netlify enables developers to host static sites, offering rapid deployment capabilities that can instantly reflect changes made in the source code. The platform hosts projects on a global Content Delivery Network (CDN), ensuring that end-users enjoy fast loading times regardless of their geographical location. This is especially crucial in a digital landscape where user retention is significantly influenced by website performance. As such, understanding the nuances of setting up a Netlify account is not just useful but essential for professionals aiming to create competitive, high-quality websites.



### The Multifaceted Impact of Netlify Account Setup Assistance

The journey into the world of Netlify account setup goes beyond mere technical instruction; it incorporates various perspectives that enrich our understanding of its pervasive influence:

#### Economic Perspective

From a financial viewpoint, leveraging the functionalities of Netlify can lead to substantial reductions in operational costs. Unlike traditional hosting services which may demand hefty monthly fees, Netlify's pricing model is incredibly

adaptable, allowing users to pay only for the resources they consume. Additionally, through automated deployments and continuous integration, businesses can reduce the labor-intensive tasks that often accompany website updates, reallocating valuable human resources toward higher-level functions such as innovation and strategic planning. The economic benefits extend beyond just immediate cost savings; they contribute to long-term financial sustainability by facilitating growth and scalability in digital operations.

## Social and Cultural Factors

In today's interconnected world, the role of web development transcends technicalities and enters the social sphere. The drive for faster, more reliable web applications reflects a broader cultural shift toward instant gratification, where users expect instantaneous content access. By mastering the tools and services provided by Netlify, developers align their work with these evolving societal expectations. Furthermore, as Netlify promotes modern development practices such as JAMstack and serverless architecture, it encourages collaboration among developers and fosters community engagement. This social interaction is vital, as it cultivates an environment where knowledge-sharing and continuous learning take precedence, enhancing both individual and collective expertise in web technology.

## Technological Perspective

The technological implications of using Netlify are significant and multifaceted. Netlify integrates seamlessly with leading version control systems like Git, allowing for robust development workflows that support collaborative efforts. Features such as continuous deployment mean that any code pushed to a connected repository results in automatic rebuilding and redeploying of the site, effectively streamlining operations. Additionally, Netlify offers advanced features like split testing, serverless backend functionality, and identity management, all of which empower developers to craft dynamic, user-friendly applications efficiently. Staying abreast of such innovations is critical, as they allow developers to enhance their skill set and boost their professional value in an ever-evolving job market.

## Legal and Compliance Considerations

As digital interactions increasingly raise privacy concerns, understanding the legal landscape surrounding web applications is indispensable. When establishing a Netlify account, users must navigate compliance with various data protection regulations, such as the General Data Protection Regulation (GDPR) in Europe, which mandates stringent safeguards for user data. Netlify provides various features that allow developers to manage user data responsibly, such as HTTPS with free SSL, form handling, and role-based access controls, all contributing to compliance and enhancing trust. Knowledge of these legal safeguards not only protects organizations from potential fines and legal battles but also ensures a more secure experience for end-users, solidifying the organization's commitment to ethical digital practices.



## Netlify Account Setup: A Step-by-Step Guide

Setting up a Netlify account is designed to be straightforward, but having a clear, structured guide can bolster one's confidence during the process. Heres a

search

• default

- 365 data centers account setup assistance
- 365 data centers account setup assistance .pdf
- 9fold account creation and assistance
- 9fold account creation and assistance .pdf
- a comprehensive guide to go golang
- a comprehensive guide to go golang .pdf
- a comprehensive overview of acronis cloud features
- a comprehensive overview of acronis cloud features .pdf
  - a10 cloud account verification comprehensive setup and verification guide
  - a10 cloud account verification comprehensive setup and verification guide .pdf
  - a10 networks comprehensive overview and impact analysis
  - a10 networks comprehensive overview and impact analysis .pdf
- a2 hosting a comprehensive overview of web hosting solutions
- a2 hosting a comprehensive overview of web hosting solutions .pdf
  - a2 hosting account verification services our main company
  - a2 hosting account verification services our main company .pdf
- a2 hosting performance evaluations understanding efficiency and metrics
- a2 hosting performance evaluations understanding efficiency and metrics .pdf
  - access control
  - access control .pdf
- acronis account setup and approval services
- acronis account setup and approval services .pdf
  - acronis cloud security assessments ensuring robust cloud security
  - acronis cloud security assessments ensuring robust

comprehensive walkthrough of each step involved:

1. **Visit the Netlify Website:** Begin by navigating to **www.netlify.com** . The website offers a wealth of resources, documentation, and support to help you on your journey.
2. **Sign Up:** Click on the 'Sign up' button prominently displayed on the homepage. Choose your signup method: you can log in using your GitHub, GitLab, Bitbucket accounts, or your Email. Each option facilitates easy integration with your repositories.
3. **Verify Your Email:** After signing up, you'll receive a confirmation email from Netlify. Open it and click the verification link to activate your account. This step is crucial as it unlocks features and initiates your user privileges on the platform.
4. **Link a Repository:** If you have a project hosted on GitHub or another supported repository, this is the time to link your Netlify account to it. By doing so, you are allowing Netlify to automate deployment processes that significantly simplify ongoing site management.
5. **Configure Your Domain:** You can either purchase a new domain via Netlify or link an existing one you own. Follow the straightforward prompts on the Netlify dashboard to set your custom domain. Giving your site a branded URL can significantly enhance its professionalism and credibility.
6. **Deploy Your First Site:** With your repository linked and domain set up, navigate to the settings to configure your build commands and publish settings. Once configured, click the 'Deploy Site' button to publish your first site. This milestone reflects your ability to harness the platform's power, bringing your vision to the web!

Following these structured steps not only fosters a better understanding of the platform but also equips you with the tools necessary to launch and maintain successful web applications.



## Advantages of Using Our Setup Assistance

Enlisting specialized setup assistance from our team at **telco.ws** unlocks a plethora of benefits designed to ensure a seamless experience:

- **Comprehensive Guidance:** Our experienced team offers in-depth assistance tailored to both novice and seasoned developers. We ensure that everyone from a first-time user to a professional developer can navigate the platform effectively without feeling overwhelmed.
- **Time Efficiency:** We know your time is valuable. Our structured setup minimizes the time spent on configuration and troubleshooting, allowing you to promptly focus on building, enhancing, and deploying your projects rather than getting bogged down in administrative details.
- **Expert Consultations:** Our knowledgeable consultants provide insights into best practices for deployment, site structure, and optimization techniques crucial for ensuring your site not only runs smoothly but also ranks well on search engines.
- **Compliance Support:** Navigating the complexities of legal requirements needn't be a hassle. We provide guidance on data management best practices, ensuring your deployment is compliant with industry regulations, safeguarding your organization from potential legal issues.



- [Legal Terms](#)
- [Main Site](#)

- Why buying here:

1. Outstanding Pros ready to help.
2. Pay Crypto for Fiat-only Brands.
3. Access Top Tools avoiding Sanctions.
4. You can buy in total privacy
5. We manage all legalities for you.

- **Continuous Support:** After your account setup is complete, we continue to provide support to address any questions or emerging issues. Our commitment to your success doesn't stop at the account setup; we're here to assist you throughout your Netlify journey.

Investing in our setup assistance not only saves time but significantly enhances the overall effectiveness of your web development efforts, allowing you to leverage the full capabilities of the Netlify platform.



## Conclusion: Your Journey to Seamless Deployment Starts Here

Establishing a Netlify account is a pivotal step toward optimizing your web development workflow and enhancing your online presence in a digital-first world. Understanding the complexities of this powerful platform allows you to harness its capabilities effectively, providing you with a competitive advantage while enhancing your technical proficiency.

In a climate where user expectations are continually evolving, having the ability to execute rapid updates, roll back changes seamlessly, and maintain consistent uptime is of the utmost importance. The skills and knowledge you acquire through our comprehensive guide not only serve you in utilizing Netlify but also empower you to engage meaningfully with the community, pushing the boundaries of what your web applications can achieve.

### Get Started with Netlify Today!

If you're ready to elevate your web development experience, look no further! Our specialized assistance is meticulously designed to streamline your Netlify setup and ensure you can launch your projects with confidence. The investment for our Netlify account setup assistance is \$855. To proceed, simply visit our [Checkout Gateway](#) and follow the prompts to complete your payment. We welcome any inquiries you may have, so feel free to reach out via email, phone, or our online form for further assistance. Once your payment is received, please contact us with your payment receipt and details to arrange your setup service. Thank you for considering us as your partner in this exciting journey!

